

**Monthly report - November 2018**

**Key figures**

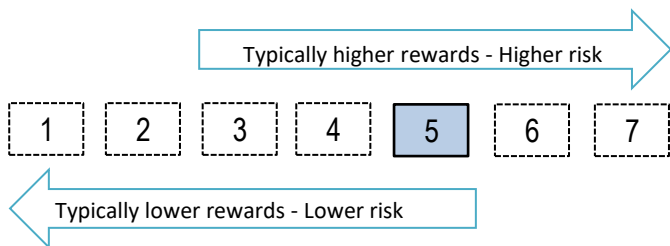
Fund symbol:	NUMEF
Fund type:	Multi-Asset Global Flexible Fund
Inception date:	11.11.2013
Net asset value (NAV):	613.068,94 EUR

**Return overview**

	1 year	3 years	5 years
<b>Nav return</b>	-4,87%	-2,02%	16,31%

Note: Past returns are not guarantee for future returns. Subscription and redemption fees reduce the total return on investment.

**Risk and reward profile**



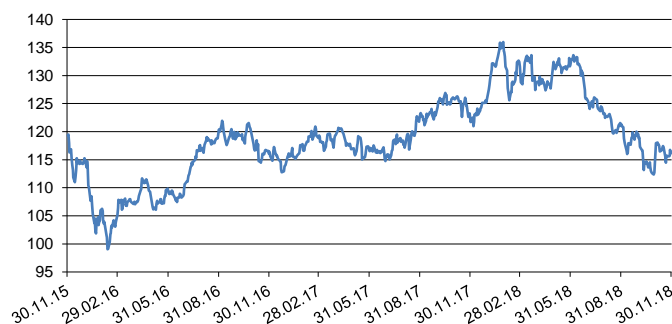
The assessment of risk and potential return of the Fund shown in the upper indicator is constructed in accordance with the methodology adopted by the European Securities and Markets Authority (ESMA).

Past data used in calculating the synthetic indicator of risk and return is not necessarily a reliable indicator of the Fund's risk profile in the future. In accordance with the actual operations of the Fund in the future, the assessment of risk and potential return may change over time, which can cause a change in the categorization of the Fund. The lowest category does not mean a risk-free investment.

Funds of category 4 have previously been medium volatile. The volatility shows how the value of the Fund's units has increased and decreased in the past. Considering the historical data of the volatility, the units of the Fund in category 4 may be exposed to medium fluctuations.

Fund performance in adverse market conditions may be affected by the liquidity risk, meaning the inability of the fund to timely liquidate assets which could lead to redemption delays. This particular risk is not adequately reflected in the Fund's risk and reward profile.

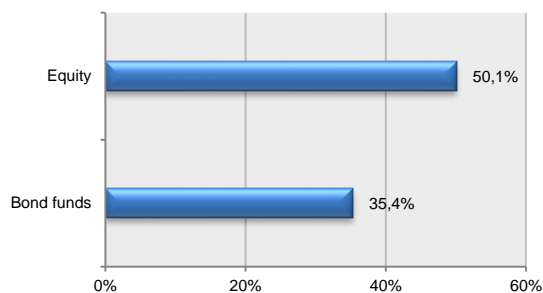
**Basic chart over 36 months**



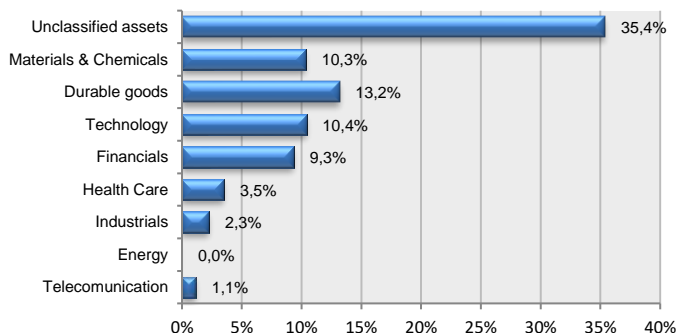
**Top 10 holdings as at 30.11.2018**

Issuer	Code	Share in %
ISHARES UK GILTS 0-5YR	IGLS LN	12,73%
DB X-TRACKERS II - GLOBALINFLATION-LIN	XGIN GY	11,64%
iShares Euro Corp Bond ex-Financials UCITS I	EUNR GY	11,00%
TCS Group Holding PLC	TCS LI	4,97%
MOMO Inc.	MOMO US	4,81%
China CITIC Bank Corporation LTD.	998 HK	4,36%
SAMSUNG ELECTRONICS CO LTD	SMSN LI	4,02%
Zoetis Inc.	ZTS US	3,50%
Croda International	CRDA LN	3,03%
Wheaton Precious Metals Corp.	WPM US	2,91%

**Asset allocation as at 30.11.2018**



**Asset allocation by sector as at 30.11.2018**



**Asset allocation by countries as at 30.11.2018**

